

Name: _____

Date: _____

Earthquake and Tsunami

Crossword Puzzle


Word Box:

Earthquake

Tsunami

ShakeOut

Prepare

**Down:**

- 1.** The world's largest earthquake drill

Across:

- 2.** When the ground shakes because of movement inside the Earth
- 3.** To get ready for something that will happen later
- 4.** A big ocean wave caused by movements of the seafloor

Answer Key

Earthquake and Tsunami

Crossword Puzzle

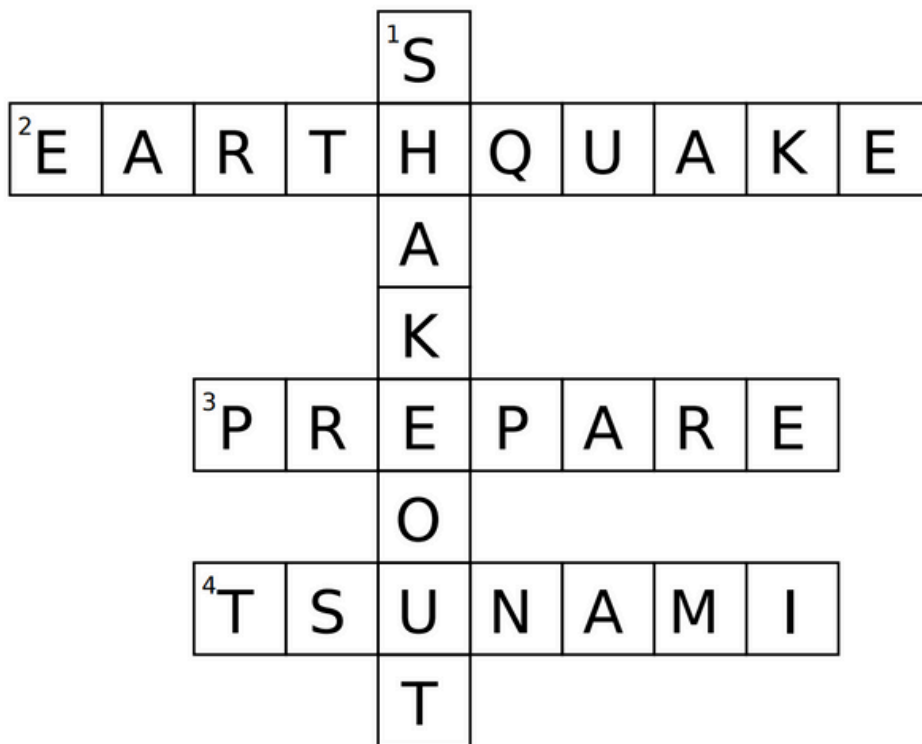
Word Box:

Earthquake

Tsunami

ShakeOut

Prepare



Down:

- 1.** The world's largest earthquake drill

Across:

- 2.** When the ground shakes because of movement inside the Earth
- 3.** To get ready for something that will happen later
- 4.** A big ocean wave caused by movements of the seafloor

Name: _____

Date: _____


Earthquake and Tsunami

Crossword Puzzle: ShakeOut

ShakeOut: The world's largest earthquake drill



Draw yourself getting under a table and covering your neck!



Instructor's Notes

Earthquake and Tsunami

Crossword Puzzle

Crossword Puzzle: A word game in which players use provided clues to fill in a grid of interconnected squares with terms, either horizontally or vertically. Vocabulary, knowledge, and deductive reasoning skills are utilized as players strive to complete the puzzle.

Lesson Plan - Crossword Puzzle:

- The instructor will hand out copies of the provided *Living on Shaky Ground* magazines and the Earthquake and Tsunami: Crossword Puzzles.
- The students will work as a class or in small groups to complete the crossword puzzle, using *Living on Shaky Ground* as a reference to identify the terms described in each clue.
- If completed in small groups, the class will come together to discuss the crossword puzzle, during which the instructor can provide any needed clarity and assistance.

*The instructor is provided with an answer key.

Lesson Plan - ShakeOut Extension:

- The instructor will hand out copies of the extended ShakeOut activity page if it is not printed on the back of the Earthquake and Tsunami: Crossword Puzzles.
- The instructor will inform the students of ShakeOut, which is the world's largest earthquake drill and occurs on the third Thursday of every October.
- The instructor can demonstrate how to drop, cover, and hold on, while referencing the provided graphic. This can appear as dropping under a nearby table, covering your neck with one hand, and holding on to the table with your other hand.
- Time to practice! The students will be led through the drop, cover, and hold on steps to practice their earthquake safety. The students can draw themselves enacting these steps on the activity page for further practice.