


Living on

SHAKY GROUND

HOW TO SURVIVE EARTHQUAKES AND TSUNAMIS IN NORTHERN CALIFORNIA


Step

IDENTIFY POTENTIAL EARTHQUAKE AND TSUNAMI HAZARDS AND BEGIN TO FIX THEM



FURNITURE

- Store heavy and breakable items on lower shelves.
- Secure tall furniture to wall studs with lag bolts.




WATER HEATERS

- Anchor to wall studs or masonry with metal straps and lag screws.
- Install flexible (corrugated) copper water connectors.



HOME AND OFFICE ELECTRONICS

- Secure televisions, computers, sound systems and other electronics with flexible nylon straps and buckles.



GARAGES AND UTILITY ROOMS

- Move flammable or hazardous material to low cabinets that are securely latched.
- Ensure that items stored above or beside vehicle cannot fall.

KNOW YOUR RISK

Start now by determining whether you live, work or play in a TSUNAMI HAZARD ZONE

